

Series 8031A

100 Watt Hybrid DC – DC Converters

Features

- Rad Hard: TID > 100kRad(Si)
- Gan HEMT design
- 2:1 margin: Operates beyond 200kRad TID
- No SEE:LET > 82MeV*cm²/mg
- Proton Resistant: Magnetic Coupled RF feedback design
- Specifically designed for redundant or individual space applications
- Completely self contained Thick Film Hybrid DC-DC Converter
- No external filter caps required
- Fully isolated design
- "Inhibit-not" function
- Power on soft start
- 300kHz operation for low ripple and fast response time
- Built-in EMI input filter meets MIL-STD-461C requirements CE01, CE03, CS01, CS02 and CS06
- Short circuit and overvoltage protection
- Capability of external sync for switching frequencies
- Built-in test capability

SINGLE OUTPUT DEVICES		8031A-S12 (100W)			8031A-S15 (100W)			8031A-S28 (100W)		
PARAMETER	CONDITION	MIN	TYP	MAX	MIN	TYP	MAX	MIN	TYP	MAX
Output voltage	—	+11.9	+12.0	+12.1	+14.9	+15.0	+15.1	+27.8	+28.0	+28.2
Output current	$V_{in\ min} - V_{in\ max}$	—	—	8.33A	—	—	6.67A	—	—	3.6A
Efficiency	$P_{out} = \text{max rated load}$	78%	81%	—	78%	82%	—	84%	87%	—
Line regulation	$P_{out} = \text{max rated load}$ $V_{in\ min} - V_{in\ max}$	—	20mV	100mV	—	25mV	125mV	—	50mV	250mV
Load regulation	$P_{out} = 10\% \text{ to F.L.}$	—	20mV	100mV	—	25mV	125mV	—	50mV	250mV
Output ripple	F.L. BW 2 MHz mV _{pp}	—	60	150	—	75	180	—	150	350

Model No.	Case Style	Pin Count	Mounting
8031A	4	12	Solder Sealed PCB Mount with Flange
8031A LF	7	12	Seam Weld PCB Mount with Flange
8031A ZF	9	12	Seam Weld PCB Chassis Mount with Flange
8031A PD	11	12	Solder Sealed Flangeless PCB Stud Mount

Specifications

INPUT: 70 VDC nominal
Range: 55 to 90 VDC continuous

ISOLATION:
Input to case: 500 VDC
Input to output: 500 VDC
Output to case: 100 VDC

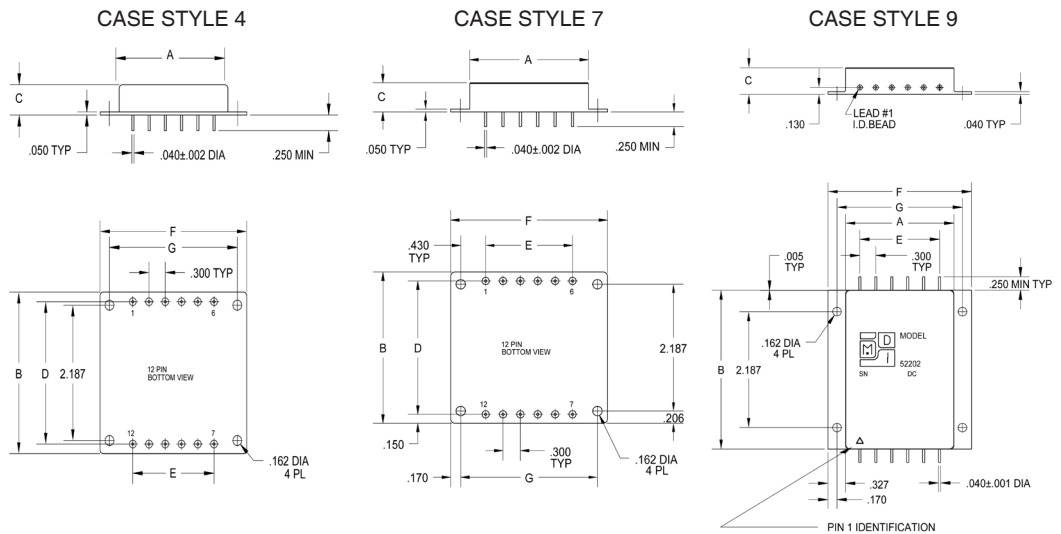
ENVIRONMENT:
Storage temperature: -55°C to +150°C
Shock: 50 G's
Acceleration: 500 G's
Vibration: 30 G's

Grades **EU, L, S:**
Full Power Output at $T_{case} = +85^\circ\text{C}$
Lineary derates to zero at $T_{case} = +115^\circ\text{C}$

Grades **LE, SE:**
Full Power Output at $T_{case} = +25^\circ\text{C}$
Lineary derates to zero at $T_{case} = +35^\circ\text{C}$

Grades **L & LE:**
TID up to 45kRad(Si)
No SEE up to 60MeV*cm²/mg

WEIGHT: 160 grams typical

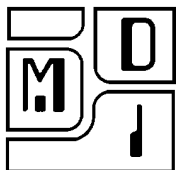


Case Dimensions

Units: inches | millimeters

TOLERANCES: ALL DIMENSIONS ±0.01 EXCEPT F= MAX. C = +0.01/-0.02; **DRAWINGS IN INCHES.**

Case Style	A	B	C	D	E	F	G
4	2.040 51.816	2.610 66.294	0.495 12.573	2.300 58.420	1.500 38.100	2.710 68.834	2.360 59.944
7 LF	2.040 51.816	2.610 66.294	0.495 12.573	2.300 58.420	1.500 38.100	2.710 68.834	2.360 59.944
9 ZF	2.040 51.816	3.010 76.454	0.495 12.573	— —	1.500 38.100	2.710 68.834	2.360 59.944
11 PD	2.040 51.816	2.610 66.264	0.495 12.573	2.300 58.420	1.500 38.100	— —	— —




Series 8031A

Proton Rad Hard 100k+™ Series

DUAL OUTPUT DEVICES		8031A-D05 (100W)			8031A-D12 (100W)			8031A-D15 (100W)		
PARAMETER	CONDITION	MIN	TYP	MAX	MIN	TYP	MAX	MIN	TYP	MAX
Output voltage	—	+4.9	+5.0	+5.1	+11.9	+12.0	+12.1	+14.9	+15.0	+15.1
		-4.9	-5.0	-5.1	-11.9	-12.0	-12.1	-14.9	-15.0	-15.1
Output current*	$V_{in\ min} - V_{in\ max}$	±350mA	—	±10A	±210mA	—	±4.17A	±170mA	—	±3.3A
Efficiency	$P_{out} = \text{max rated load}$	72%	75%	—	77%	81%	—	78%	82%	—
Line regulation	$P_{out} = \text{max rated load}$ $V_{in\ min} - V_{in\ max}$	—	±10mV	±50mV	—	±20mV	±100mV	—	±25mV	±125mV
Load regulation†	$P_{out} = 10\% \text{ to F.L.}$	—	±10mV	±50mV	—	±20mV	±100mV	—	±25mV	±125mV
Output ripple	F.L. BW 2 MHz mV _{pp}	—	40	85	—	60	150	—	75	180

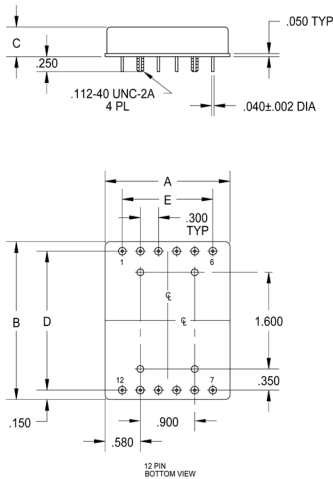
Notes: *Up to 90% full power available from either output if rated output power is not exceeded; †balanced load conditions.

MAGNETICALLY ISOLATED

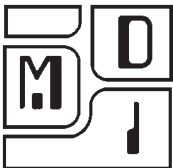


70 Volts DC Input

CASE STYLE 11



8031A-SXX output < 24VDC			8031A-SXX output ≥ 24 VDC			8031A-DXX					
Pin 1	Bit	Pin 7	N/C	Pin 1	Bit	Pin 7	Adjust	Pin1	Bit	Pin 7	Adjust
Pin 2	Inhibit Not	Pin 8	Main Output	Pin 2	Inhibit Not	Pin 8	+ Remote Sense	Pin 2	Inhibit Not	Pin 8	+ Remote Sense
Pin 3	Soft Start	Pin 9	Main Output Ret	Pin 3	Soft Start	Pin 9	- Remote Sense	Pin 3	Soft Start	Pin 9	- Remote Sense
Pin 4	Sync	Pin 10	+Remote Sense	Pin 4	Sync	Pin 10	Main Output	Pin 4	Sync	Pin10	+Dual Output
Pin 5	+Input	Pin 11	Adjust	Pin 5	+Input	Pin 11	N/C	Pin 5	+Input	Pin 11	Dual Output Rtn
Pin 6	Input Ret	Pin 12	-Remote Sense	Pin 6	Input Ret	Pin 12	Main Output Ret	Pin 6	Input Ret	Pin 12	-Dual Output



Please specify **GRADE LEVEL** for your application. **EU** grade units will be shipped if no option is specified.
EU Engineering Units/Industrial Grade, **L** 45 K, +85°C Military/Aerospace, **S** 100 K+™, +85°C Space
LE 45 K +125°C Military/Aerospace **SE** 100 K+™, +125°C Space